

Core Spray UT Examinations

Conventional Tool for Predictable Performance

To deliver predictable outage results, Framatome's Core Spray UT deploys a field-proven, innovative inspection tool.

Challenge

Fulfill inspection requirements with no outage impact


Utilities need core spray examination tooling that enables safe, predictable outages and simplified design for efficiency.

Solution

Excellent weld coverage, reliability and flexibility



That's why Framatome uses two separate tools to inspect all of your welds. The tools are smaller than previous designs, enabling ease of installation. What about interferences? No problem. The small tools avoid potential obstacles. Plus, the tools can be delivered from any platform, without a crane or hoist. In addition, hand-delivered tooling avoids the potential interferences and distractions with other in-vessel activities that can occur with sub-delivered systems.

For utilities that employ a refueling work platform, Framatome's core spray examination system is the perfect solution. Framatome's ultrasonic techniques were approved through a structured qualification demonstration performed in accordance with BWRVIP-03. Highly precise ultrasonic transducers detect circumferentially-oriented surface-breaking cracks located in the heat-affected zone of the applicable core spray downcomer welds. In fact, we can detect cracking on either side of the weld by scanning on both sides — even 360 degrees around the core spray pipe. High-angle shear wave transducers also enhance detection capabilities on the far side of the weld where scanning access is limited. Want truly comprehensive coverage? These innovative, two-degree-of-freedom tools can examine the majority of welds in the core spray system. That means you can count on reliable operation and maximum coverage for all of your core spray welds.



Customer benefits

- Perfect solution for those plants incorporating refueling work platforms
- Simple hand delivery without the need for a crane or hoist
- Avoids potential interferences associated with sub-delivered systems
- Detects cracking on either side of the weld by scanning on both sides — even 360 degrees around the core spray pipe
- High-angle shear wave transducers enhance detection capabilities on the far side of the weld where scanning access is limited
- Maximum coverage of qualified core spray welds and extremely reliable operation
- Field-proven performance history



**Simple, Proven Design for
Reliable Operation**

**Your performance
is our everyday commitment**

Contact: examination@framatome.com
www.framatome.com

The data and information contained herein are provided solely for illustration and informational purposes and create no legal obligations by Framatome. None of the information or data is intended by Framatome to be a representation or a warranty of any kind, expressed or implied, and Framatome assumes no liability for the use of or reliance on any information or data disclosed in this document. Property of Framatome or its affiliates. ©2022 Framatome Inc. All rights reserved. PS_US_277_ENG_11-22