

AURA

Automated Wheel Testing System

Ultrasonic inspections of your wheel sets during maintenance

Challenge


After the mechanical processing of the wheel treads the non-destructive testing of the wheels is important. The testing has to be performed reliably and at the same time efficiently.

Solution


The Automated Wheel Testing System AURA is a stationary ultrasonic inspection system that operates with high productivity and dependability. Patented ultrasonic testing techniques ensure high reproducibility and detect even the tiniest defects – for various wheel geometries.

Customer benefits


- Short testing periods
- Highly developed phased array technology for optimal defect detection
- Quick and easy evaluation of test results by advanced and customized software
- Reduction of the human factor by means of integrated evaluation routines
- High reliability and long lifetime of utilized components ensure high availability



Inspection system AURA



Probe system



Probe system during inspection

Your performance
is **our** everyday **commitment**

Technical information

- Shorter testing periods compared to previous inspection system generations
- Full traceability of all inspections
- Detection of defects in wheel discs, rims including the flange
- V-path and pulse-echo technology for detection of variably oriented defects in wheel discs
- Horizontal and vertical swiveling of incidence angles for complete coverage of the inspection area
- Ultrasonic testing system SAPHIR^{quantum} with up to 256 channels
- Compact inspection system for all wheel profiles
- Reliable detection of all verifiable defects (according to regulations and customer specifications)
- Tomographic imaging and many other recording options for optimum traceability
- Gantry system moves and rotates the wheels and positions the probe holders automatically

Features

- Maximum 16 probes thereof 8 phased array probes
- 4 eddy current probes (optional on customer request)
- Vertical and horizontal swivel of incidence angles
- Patented V-path technology for the inspection of wheel discs
- Adjustable probe positioning
- Tomographic display of all data (combination with eddy current possible)
- Traceable defects:
 - Surface defects of 1 mm depth and 5 mm length
 - Volume defects 2 mm FBH

Contact: examination@framatom.com
www.framatome.com

It is prohibited to reproduce the present publication in its entirety or partially in whatever form without prior written consent. Legal action may be taken against any infringer and/or any person breaching the aforementioned prohibitions.

Subject to change without notice, errors excepted. Illustrations may differ from the original. The statements and information contained in this publication are for advertising purposes only and do not constitute an offer of contract. They shall neither be construed as a guarantee of quality or durability, nor as warranties of merchantability or fitness for a particular purpose. All statements, even those pertaining to future events, are based on information available to us at the date of publication. Only the terms of individual contracts shall be authoritative for type, scope and characteristics of our products and services.